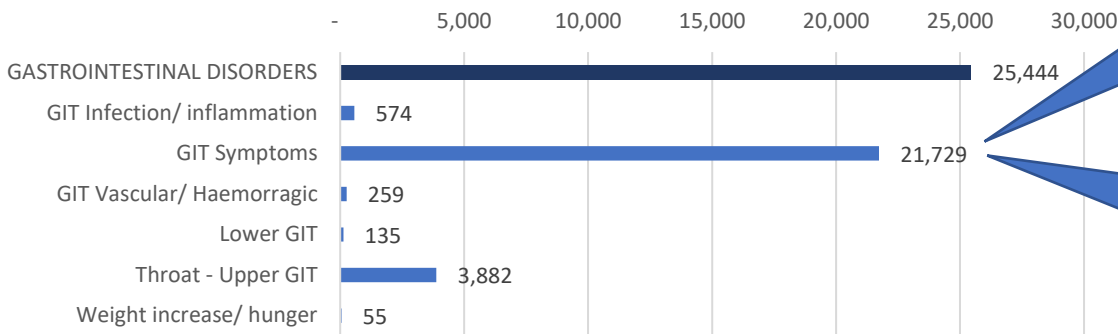


## "Gastrointestinal disorders" Reactions Reported (Overall - Covid medicines)

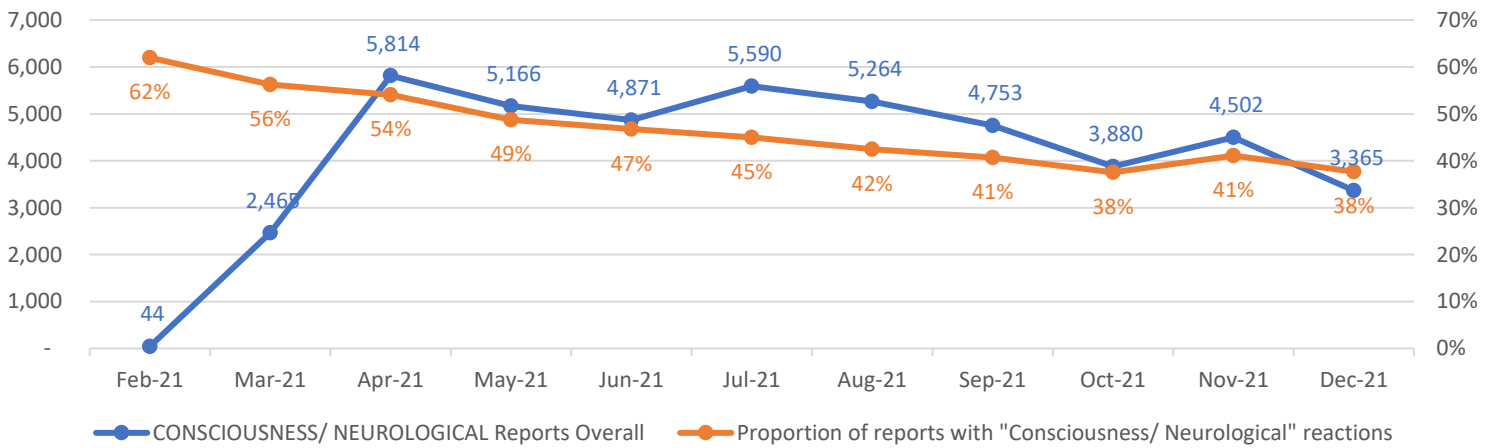


85% of "Gastrointestinal disorders" adverse events reports had 'symptoms' reported

Highest mentions:

- Nausea
- Vomiting
- Abdominal pain
- Diarrhoea

## "Consciousness/ Neurological" Reactions Reported

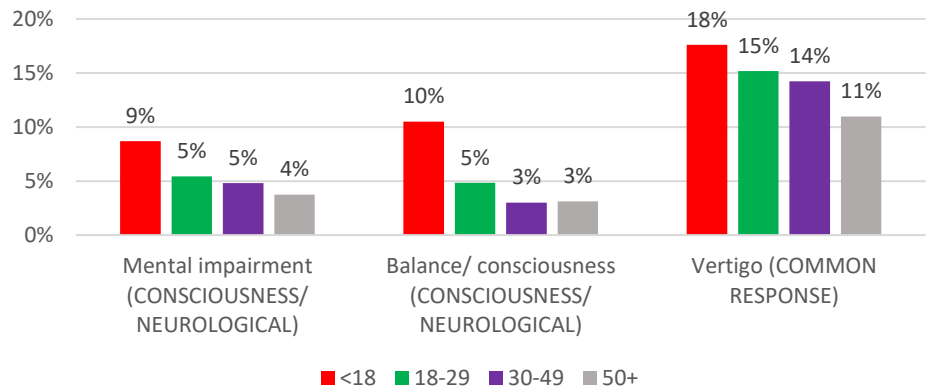


"Consciousness/ Neurological" reaction reports declined across the year, but remain the most reported category across age and gender.

Females under 18 years of age were more likely than others to report:

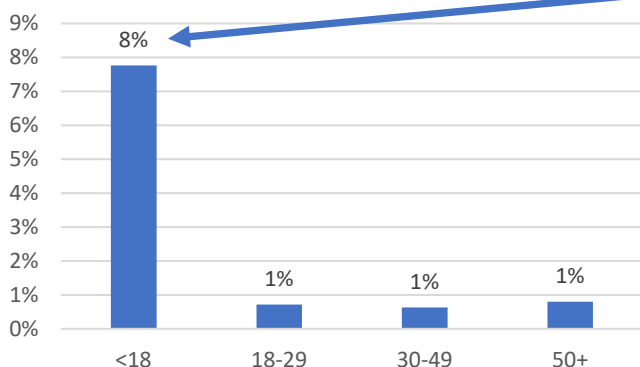
- Mental impairment
- Balance/ consciousness
- Vertigo

## Proportion of Adverse Events Reports for Females by Age



Patients under 18 years of age were **8 times more** likely to report an "Error" than others.

## Error (REACTION)



	<18
<b>Error</b>	<b>224</b>
Vaccination error	187
Product administered to patient of inappropriate age	86
Wrong product administered	48
Medication error	11
Expired product administered	4
Inappropriate schedule of product administration	4
Underdose	2
Incorrect dose administered	1
Product administered at inappropriate site	1
Product administration error	1
Wrong drug administered	1



**Reaction**  
1,857 (20.8%)

**Consciousness/ Neurological**  
4,137 (46.2%)

Eyes = 368 (4.1%)

Ears = 136 (1.5%)

Mouth = 247 (2.8%)

Face = 99 (1.1%)

Nose = 182 (2.0%)

Clots/ Bruising/ Blood  
231 (2.6%)

Central Nervous System  
150 (1.7%)

**Muscles/ Skeleton**  
1,537 (17.2%)

**Respiratory Tract**  
1,432 (16.0%)

**Gastrointestinal Disorders**  
2,603 (29.1%)

**Thoracic/ Cardiac Pulmonary**  
2,065 (23.1%)

Urinary Tract Disorders = 48 (0.5%)

Organs/ Glands = 122 (1.4%)

**Reproductive = 450 (5.0%)**

**Temperature**  
2,413 (27.0%)

Autoimmune Symptoms  
568 (6.3%)

**Skin**  
1,131 (12.6%)

Homeostatis - Blood = 223 (2.5%)

Infection = 73 (0.8%)

Extremities  
431 (4.8%)

Pain/ Swelling  
1,002 (11.2%)

**Common Response**  
2,971 (33.2%)

Unresponsive = 6 (0.1%)

**TGA Adverse Events Reports for Covid Medicines: 2021 – Female < 30**

1/1/21-31/12/21: List of reports analysis n = 8,945

Higher incidence than others  
Lower incidence than others